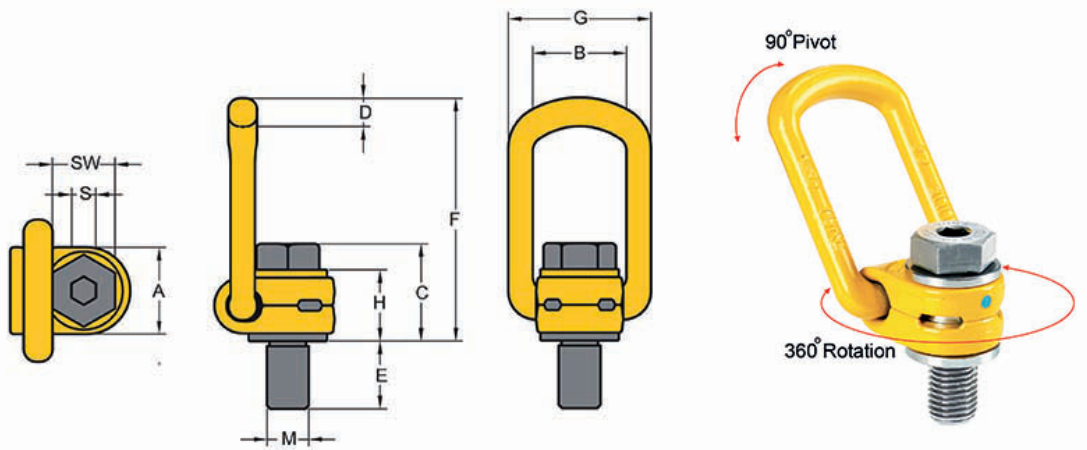




## Yoke Lifting Point - type 211 metric thread

- Rotates through 360° and pivots 90°.
- Manufactured from alloy steel, quenched and tempered.
- Manufactured and tested in accordance with EN1677-1.
- Certified by DGUV GS-OA 15-04.
- Load rated parts are 100% magnaflux crack detected.
- Individual forged parts and cap screw are traceable to Test Certification.
- Bolts are Metric thread (ASME / ANSI B18.3.1M).
- Proof tested to 2.5 times the WLL.
- Fatigue rated to 1.5 times the WLL.
- Design Factor 4 : 1.
- All YOKE Lifting points meet or exceed all the requirements of ASME B30.26.
- Quick and simple assembly, just a tapped hole is required.



## DIMENSIONAL SPECIFICATION









Part Code	WLL tonnes	Thread M mm	A mm	B mm	C mm	D mm	E mm	F mm	G mm	H mm	S mm	SW mm	Torque in Nm	Mass kg
8-211-003G	0.30	M8 x 1.25	30	35	35	11	11	86	55	29	6	13	30	0.3
8-211-006G	0.63	M10 x 1.50	30	35	36	11	16	86	55	29	6	17	60	0.4
8-211-010G	1.00	M12 x 1.75	33	38	44	14	18	99	57	36	8	19	100	0.5
8-211-012G	1.20	M14 x 2.00	33	38	45	14	21	99	57	36	10	22	120	0.5
8-211-015G	1.50	M16 x 2.00	33	38	46	14	24	99	57	36	10	24	150	0.6
8-211-020G	2.00	M18 x 2.50	50	54	57	16	26	143	82	44	12	30	200	1.3
8-211-025G	2.50	M20 x 2.50	50	54	56	16	31	142	82	43	12	30	250	1.6
8-211-040G	4.00	M24 x 3.00	50	54	59	16	36	143	82	44	14	36	400	1.9
8-211-042G	4.00	M27 x 3.00	60	65	79	23	38	171	99	62	17	41	400	2.9
8-211-050G	5.00	M30 x 3.50	60	65	81	23	49	170	99	62	17	46	500	3.1
8-211-070G	7.00	M36 x 4.00	60	65	75	23	56	171	99	58	22	55	700	3.1
8-211-080G	8.00	M36 x 4.00	77	85	101	27	62	225	124	78	22	55	800	5.9
8-211-100G	10.00	M42 x 4.50	77	85	104	27	72	225	124	78	24	65	1000	6.3
8-211-150G	15.00	M42 x 4.50	95	104	112	36	64	258	158	86	24	65	1500	10.9
8-211-200G	20.00	M48 x 5.00	95	104	120	36	73	260	158	90	27	75	2000	12.1

# USES

Lifting Point uses can be as follows:

- Suited for lifting objects with no obvious attachment points
- Mold and die handling
- Pump and valve handling
- Ideal for lashing attachment points
- Suitable for attachment to lifting beams and spreader beams

## LIFTING POINT WORKING LOAD APPLICATION FACTORS

											
Number of legs		1	2	1	2	2		2	3-4		3-4
Load Direction		0°	0°	90°	90°	0-45°	45-60°	unsymm.	0-45°	45-60°	unsymm.
Part Code	Thread	WLL tonnes									
8-211-003G	M8	0.30	0.60	0.30	0.60	0.42	0.30	0.30	0.63	0.45	0.30
8-211-006G	M10	0.63	1.26	0.63	1.26	0.88	0.63	0.63	1.32	0.95	0.63
8-211-010G	M12	1.00	2.00	1.00	2.00	1.40	1.00	1.00	2.10	1.50	1.00
8-211-012G	M14	1.20	2.40	1.20	2.40	1.70	1.20	1.20	2.50	1.80	1.20
8-211-015G	M16	1.50	3.00	1.50	3.00	2.10	1.50	1.50	3.10	2.20	1.50
8-211-020G	M18	2.00	4.00	2.00	4.00	2.80	2.00	2.00	4.20	3.00	2.00
8-211-025G	M20	2.50	5.00	2.50	5.00	3.50	2.50	2.50	5.20	3.70	2.50
8-211-040G	M24	4.00	8.00	4.00	8.00	5.60	4.00	4.00	8.40	6.00	4.00
8-211-042G	M27	4.00	8.00	4.00	8.00	5.60	4.00	4.00	8.40	6.00	4.00
8-211-050G	M30	5.00	10.00	5.00	10.00	7.00	5.00	5.00	10.50	7.50	5.00
8-211-070G	M36	7.00	14.00	7.00	14.00	9.80	7.00	7.00	14.70	10.50	7.00
8-211-080G	M36	8.00	16.00	8.00	16.00	11.20	8.00	8.00	16.80	12.00	8.00
8-211-100G	M42	10.00	20.00	10.00	20.00	14.00	10.00	10.00	21.00	15.00	10.00
8-211-150G	M42	15.00	30.00	15.00	30.00	21.00	15.00	15.00	31.50	22.50	15.00
8-211-200G	M48	20.00	40.00	20.00	40.00	28.00	20.00	20.00	42.00	30.00	20.00

Click here to view video of Yoke Load Attachment Products

<http://www.yoke.net/video/en.asp>



Unique Group FZC  
Sharjah, United Arab Emirates